



Make space for more of what matters most

Home Storage

interio
by *Godrej*



Home Storage

CARE BOOKLET

Scan to know how to care
for your furniture.





Design Registration No.: 330987, 330988, 330986

In the set
Auraline®



Men's Basic



Men's Premium



Women's Basic



Women's Premium



Auraline®

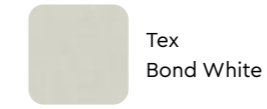
Features

- This sturdy storage is available in four variants, and comes with a numeric lock for additional security.
- The shelves can be configured to cater to your specific storage needs.
- The Men's Premium and Women's Premium variants are equipped with LED lights.
- The doors have hooks to hang clothes and are reinforced with two layers, making them sturdy and durable.

Mirror is an optional accessory.

Colour

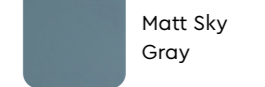
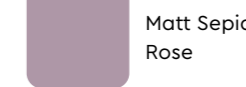
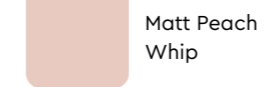
Body



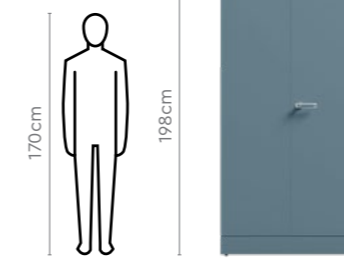
Door



Door



Proportion



Measurements

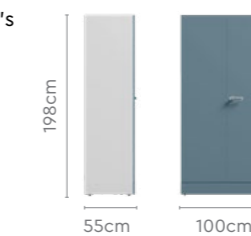
Men's Basic



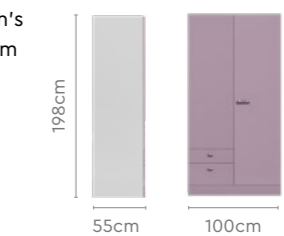
Men's Premium



Women's Basic



Women's Premium



Centurion

Download PDF



interio
by *Godrej*

Features

- This almirah uses high quality CRCA steel for its parts, giving it a sturdy and durable build.
- It has a secret compartment for storing jewellery within, lined with velvet linen.
- Includes a retractable, pull-out clothes hanger.
- The almirah comes equipped with an EXS lock, a one-of-a-kind high-security spring-less locking technology that's virtually non-duplicable.



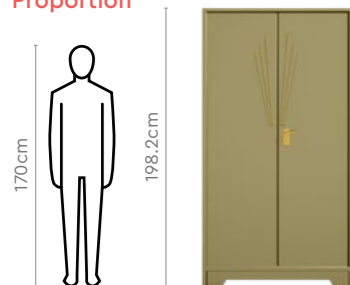
Colour



Measurements



Proportion



Details



Centurion Plus

Download PDF



interio
by *Godrej*

Features

- A modern version of the almirah, the Centurion Plus is masterfully crafted to meet today's needs.
- Ample space for shirts, blazers, and coats on the retractable, pull-out hanger. Adjustable shelves for custom setup.
- Equipped with 4 motion sensor lights, making it easy to find items stored within.
- The locker consists of 2 jewellery organising drawers, 2 half shelves and a secret locker.
- The biometric locking system adds extra security, convenience, and reduces the stress of losing keys.
- Decorated with stylish brass strips that run along the length of the door.

Mirror is an add-on.



Colour



Measurements

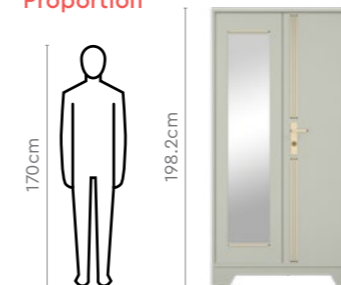
Without Mirror



With Mirror



Proportion



Details



Slide & Store

Download PDF ↓



Features

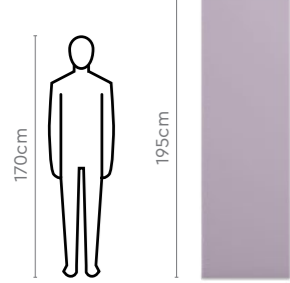
- The sliding doors provide the perfect solution for all your space problems.
- Contemporary colour options make your room look vibrant.
- Comes with integrated, non-protruding steel handles, ensuring total safety for you and your family.
- Has a mix of internal shelves and drawer storages.

Mirror is an optional accessory.

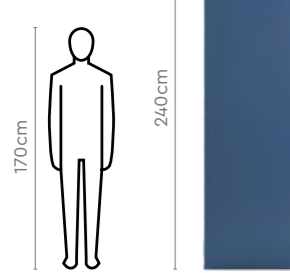


Design Registration No.: 272104, 272105

Proportion



Proportion



Measurements



Details



Slide & Store

Download PDF ↓



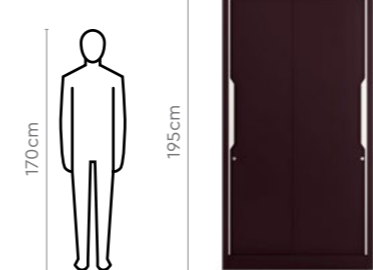
Colour

- Body**
- Tex Bond White
- Door**
- Tex Shell Wine Red
 - Tex Phiroja Blue
 - Tex Blush Red
 - Matt Sepia Brown
 - Tex Bond White
 - Tex Oatmeal
 - Matt Lilac Glaze
 - Tex Kangaroo
 - Tex Sea Pine (Available for XL & XL Plus only)

Measurements



Proportion



Details



Aceline®

Download PDF



Features

- The classic 2-door steel wardrobe has been updated for contemporary homes and needs.
- The product stands out with its vibrant colours, changing the perception towards steel wardrobes.
- "Box-in, Box-out" nature of product makes it ready-to-use upon purchase, as it doesn't require any installation by technicians.
- The doors are reinforced with two layers, making them sturdy and durable.



INDIA Trade Mark No.: 5567332

Colour

Single Tone



Tex Berry Red



Tex Teal Blue

Dual Tone



Tex Bond White & Tex Foliage Green

Variants

Aceline®

Aceline® Full Lock

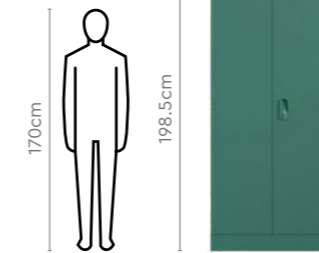


Aceline® Half Lock



Aceline®

Proportion



Measurements

Aceline® Full Lock



Details



Aceline® Half Lock



Details





Digital Printed Range – Aceline®


Features

- The Aceline® wardrobe brings nature into your bedroom, combining tropical prints with modern aesthetics.
- Superior quality digital prints for bright colours and a clear and sharp finish.
- Modular design allows for easy expansion, while welded construction ensures durability.
- Slam-shut locking system for convenience and security.
- Internal configuration options with hidden locker.
- Removable skirting for ground cleaning.



Colour

Body



Tex Bond White

Door



Foliage Green



Magic Purple

Aceline® Printed Range

Tropical Jungle on Foliage Green



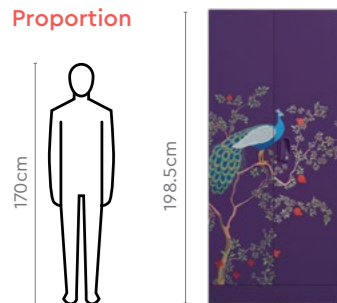
Peacock Perch on Magic Purple




Measurements



Proportion



Details



Wardrobe H & H1

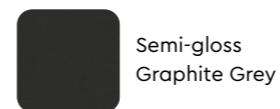
Features

- This almira comes with a locker for your important documents, valuables, and things you don't want your kids to stumble upon.
- The locker also includes a secret compartment for additional safekeeping.
- The key to this wardrobe has computer-monitored precision dimples. These dimples make using another key to open it next to impossible.



Colour

Single Tone

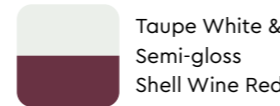


Semi-gloss Graphite Grey

Dual Tone



Semi-gloss Royal Ivory & Tex Deep Pink



Taupe White & Semi-gloss Shell Wine Red

Measurements

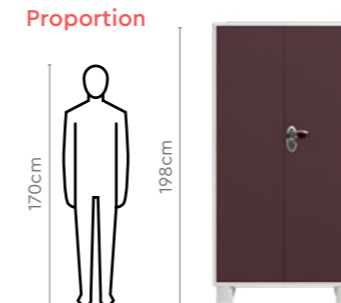
Wardrobe H




Wardrobe H1



Proportion



Details



Neolite®

Download PDF



Features

- Economical design with knock-down construction, Neolite is easy to assemble.
- It has a flushed handle with a slam-shut locking mechanism and comes with the added benefit of a locker.
- Welded construction adds to its sturdiness and durability.
- Levellers at the bottom ensure perfect alignment even on an uneven floor.



Colour

Single Tone

- Tex Blush Red
- Tex Denim Blue
- Tex Sphinx

Dual Tone

- Tex Bond White & Tex Mulberry
- Tex Bond White & Tex Bluejay

Variants

Neolite®

Neolite®
2 Door Wardrobe



Neolite®
3 Door Wardrobe



Download PDF



Neolite®

Proportion




Measurements

Neolite® 2 Door Wardrobe




Details



Neolite® 3 Door Wardrobe



Details



Storwel® Ace

Download PDF



Features

- The wardrobe with a clever, slim design that maximises storage using minimum floor space.
- Seamless integration of extra adjacent wardrobes at par with the aesthetics of wooden cabinet carpentry.
- Welded construction ensures durability.
- The doors are reinforced with two layers, making them sturdy and long-lasting.
- Removable skirting for efficient ground cleaning.



Colour

Single Tone



Tex Affogato



Tex Sepia Rose

Dual Tone



Tex Bond White &
Tex Midnight Blue



Tex Bond White &
Tex Russet

Variants Storwel® Ace

Storwel® Ace
Full Lock



Storwel® Ace
Half Lock

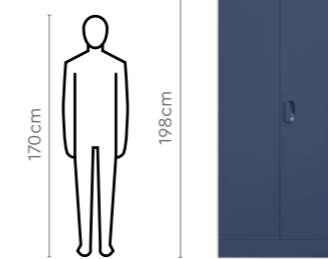


Storwel® Ace

Download PDF



Proportion



Measurements

Storwel® Ace Full Lock



Details



Storwel® Ace Half Lock



Details



StorEase

Download PDF ↓

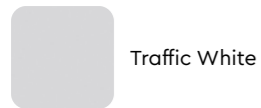
Features

- The versatile StorEase range of home storage units add style and function to any room.
- Shelving system allows you to tailor storage to your needs, including hanging rods.
- Ample stacking space for everything from clothing, books, and crockery to décor and valuables.
- Smooth hinge operation and robust locking system.
- Sturdy, steel structure for long-lasting performance.

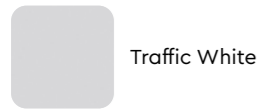


Colour

Body



Door



StorEase Range



Measurements

Display Unit with glass and steel swing doors

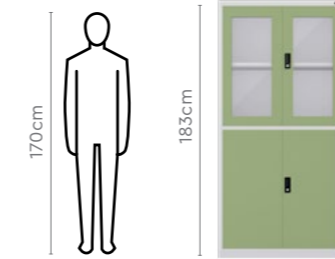


Details



Download PDF ↓

Proportion



Measurements

Display Unit with glass swing doors




Locker Unit



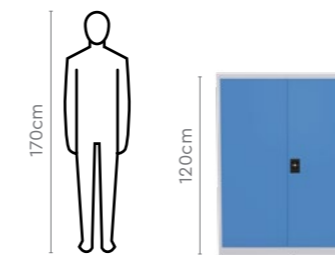
Display Unit with glass and steel sliding doors




Minor with steel swing doors



Proportion



Details



Storwel[®] M2

Download PDF



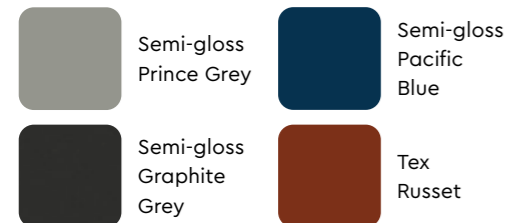
Features

- The CRCA steel used in this almira provides it a hardened structure, enabling it to bear heavy weights effortlessly.
- An internal locker with its own key adds another layer of security for your belongings.



Colour


Single Tone



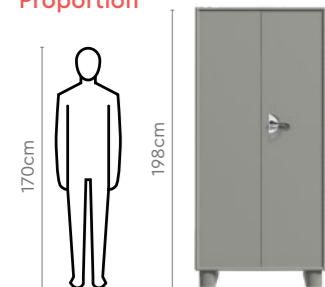
Dual Tone



Measurements



Proportion



Details



Kreation X2

Download PDF



Features

- Modular construction available in variable configurations and colours.
- Wall-to-wall steel wardrobe solution that's achieved by combining different units together.
- Has a clean finish, making it apt for all types of interior styles.

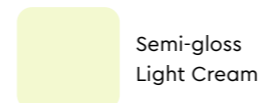


Design Registration No.: 259045, 259043, 259044

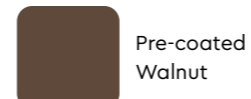
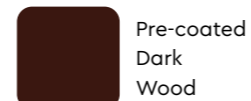
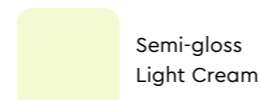


Colour

Body



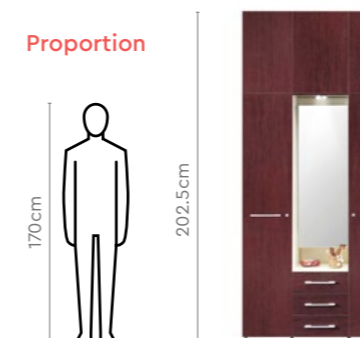
Door



Measurements

All sizes in cm	Width	Depth	Height
Main Base Unit With Door	40/45/50.0	52.0	202.5
Add on Base Unit With Door	40/45/50.0	52.0	202.5
Full Width Add on Base Unit With Door	80/90/100.0	52.0	202.5
Main OH Unit With Door	40/45/50.0	52.0	65.0
Add on OH Unit With Door	40/45/50.0	52.0	65.0
Full Width Main OH Unit With Doors	80/90/100.0	52.0	65.0
Dresser	85/90/95.0	52.0	202.5
Locker	40/45/50.0	43.75	35.65
Drawer	40/45/50.0	43.75	19.2
Side Panel For Base Unit	2.5	52.5	199.0
Side Panel For Base & OH Unit	2.5	52.5	264.0

Proportion



Kreation X3

Modular Wardrobes



Discover the Kreation X3, a multi-functional storage solution that brings both style and functionality to your home with endless possibilities. Elevate the aesthetics of your home like never before.



Kreation X3 Range

Download PDF 



Hinged Door



Corner Unit



Dressers



Wingline



Chest of Drawers



Download PDF 

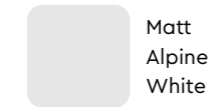


Features

- Sleek and versatile, the space-saving Kreation X3 collection elevates sophistication and promotes an uncluttered living space.
- Tailor your own space storage solutions for every room with a combination of opaque and transparent units featuring add-ons like drawers, lockers, shelves and hanging rods.
- Display storage units offer aesthetic shelf space for a personal library, decorative items, or dinnerware.
- Pre-coated steel structure and double layered doors enhances durability.


Colours

Body




Matt Alpine White

Pre-coated Body



Matt Walnut

Door



Matt Alpine White



Matt Sepia Brown



Matt Pre-Coated Walnut

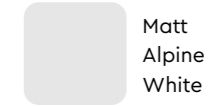
Glass Door



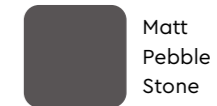
Matt Magnolia



Matt Shellwine Red



Matt Alpine White



Matt Pebble Stone

Disclaimer: Mirrors can not be added to any doors.

Configurations


Hinged Door



Hinged Door + Dresser



Hinged Door + Chest Of Drawer



Wingline



Kreation X3 Range

Download PDF 



Measurements

Hinged Door 1950H



Pre-coated Hinged Door 1950H



Hinged Door 1980H



Hinged Door 2580H



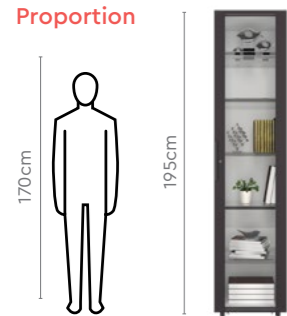
Hinged Door + 600H OHU



Hinged Door + 900H OHU



Proportion



All sizes in cm	Width	Depth	Height
Hinged Door Main/Add on Unit	45/60/90/120.0	43.0	195.0
	45/60/90/120.0	58.0	198.0
	45/60/90/120.0	58.0	258.0
Pre-Coated Hinged Door Main/Add on Unit	45/90.0	43.0	195.0
Hinged Door OHU Main/Add on Unit	45/60/90/120.0	58.0	90.0
Wall Mount OHU unit	90/120.0	58.0	60.0

Download PDF 

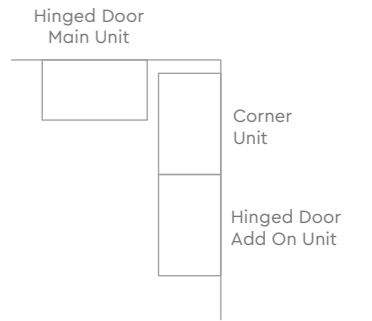


Measurements

Corner Unit 1980H



Corner Unit 2580H



Dresser 1 1980H



Dresser 1 2580H



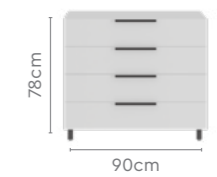
Dresser 2



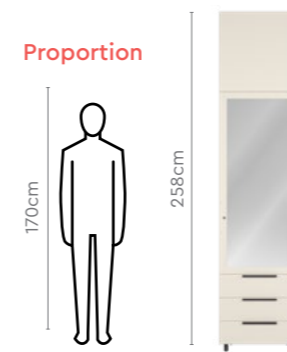
Wingline 1800W



Chest Of Drawers



Proportion



All sizes in cm	Width	Depth	Height
Corner Unit	100.0	58.0	198/258.0
Corner OHU unit	100.0	58.0	60.0
Dresser 1	45/60.0	58.0	198.0
	45/60.0	58.0	258.0
Dresser 2	45/60.0	58.0	198.0
Wingline	180/240.0	58.0	258.0
Chest Of Drawers	90/120.0	58.0	78.0

Slimline 2SH

Download PDF


interio
by *Godrej*


Features

- The classic steel wardrobe with a contemporary look and feel.
- Ideal for youngsters who don't need a locker, and only require minimal shelves to organize their belongings.

Mirror and Overhead Unit (OHU) are optional accessories.

Colour

Body



Semi-gloss
Royal Ivory


Door




Design Registration No.: 216538

Measurements

Without Overhead Unit (OHU)




With Overhead Unit (OHU)



Proportion



Details



Slimline 4SH

Download PDF


interio
by *Godrej*


Features

- Four shelves offer more compartments and better organisation of clothes and accessories.
- Comes in dual colour tones with a variety of combinations to choose from.
- Apt for compact spaces and small families.

Mirror and Overhead Unit (OHU) are optional accessories.

Colour

Body



Semi-gloss
Royal Ivory

Door

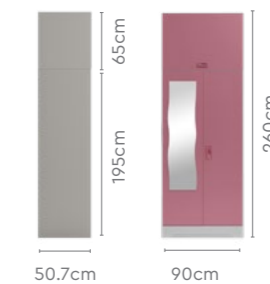


Measurements

Without Overhead Unit (OHU)



With Overhead Unit (OHU)



Proportion



Details



Download PDF ↓

Slimline 2 Door Locker

With Overhead Unit (OHU)




Features

- A steel wardrobe with a minimal design and ample storage space.
- Comes with an internal locker for valuables, and an overhead storage unit for larger items that are not needed on a regular basis.

Mirror and Overhead Unit (OHU) are optional accessories.

Measurements

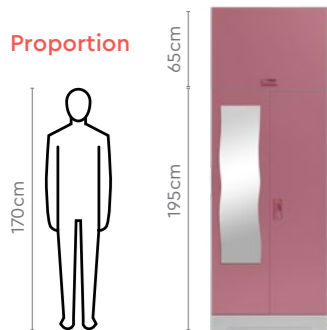
Without Overhead Unit (OHU)




With Overhead Unit (OHU)



Proportion



Details



Download PDF ↓

Slimline 2 Door Locker With Overhead Unit (OHU)

Colour

Body



Door



Mirror Types

SA Metal Mirror



Curvilinear Mirror



Star Mirror



Straight Mirror



Download PDF ↓

Slimline 2 Door

With Locker + Drawer



Design Registration No.: 216538

Features

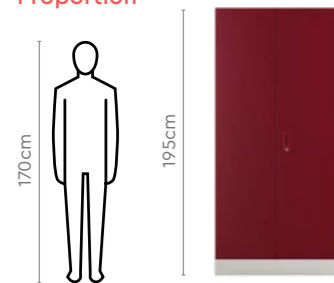
- This wardrobe is a 2-door compact variant of the Slimline family.
- Fits easily into any corner of a room, and is available in a wide range of colours.
- Internal drawer and locker system provide space and security for your valuables.

Mirror and Overhead Unit (OHU) are optional accessories.

Measurements



Proportion



Details



Download PDF ↓

2 Door Slimline With Locker + Drawer

Colour

Body	Door			
Semi-gloss Royal Ivory	Semi-gloss Royal Ivory	Semi-gloss Pacific Blue	Semi-gloss Russet	Semi-gloss Baked Apple
Matt Alpine White	Semi-gloss Dusty Rose	Semi-gloss Sun Dried Tomato	Semi-gloss Turkish Tile	Semi-gloss Black Plum
	Tex Purple	Tex Carmine Red	Tex Sea Pine	Tex Milky Blue
	Tex Iced Coffee	Tex Shellwine Red	Matt Portabella	Matt Stormy Weather
	Matt Lilac Glaze			

Mirror Types



Download PDF ↓

Slimline 3 Door

With Locker + OHU



Design Registration No.: 216538


Features

- One part design and one part security, the Slimline wardrobe is a perfect mix of both.
- Cleverly-designed internal structure allows easy categorization and storage.
- Integrated mirror solves the purpose of the dresser, and the overhead unit (OHU) provides extra storage.

Mirror and Overhead Unit (OHU) are optional accessories.

Measurements

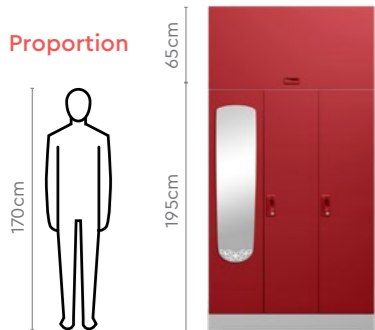
Without Overhead Unit (OHU)



With Overhead Unit (OHU)



Proportion



Details



Download PDF ↓

3 Door Slimline With Locker + OHU

Colour

Body

- Semi-gloss Royal Ivory
- Matt Alpine White
- Semi-gloss Pacific Blue
- Semi-gloss Sun Dried Tomato
- Tex Carmine Red
- Tex Shellwine Red
- Tex Iced Coffee
- Matt Lilac Glaze

Door

- Semi-gloss Royal Ivory
- Semi-gloss Dusty Rose
- Tex Purple
- Tex Sea Pine
- Matt Portabella
- Semi-gloss Russet
- Semi-gloss Turkish Tile
- Tex Milky Blue
- Matt Stormy Weather
- Semi-gloss Baked Apple
- Semi-gloss Black Plum

Mirror Types

SA Metal Mirror

Curvilinear Mirror

Star Mirror

Straight Mirror



Download PDF ↓

Slimline 3 Door

With Locker + Drawer



Design Registration No.: 216538


Features

- Wardrobe with internal double drawers to store important documents and accessories.
- Comes equipped with a locker to keep your valuables safe.
- Available in various colour options to select from.

Mirror and Overhead Unit (OHU) are optional accessories.

Measurements

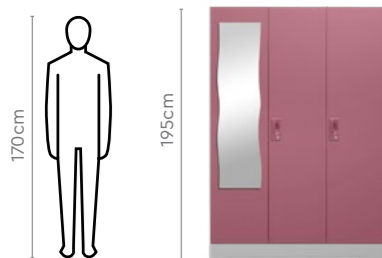
Without Overhead Unit (OHU)




With Overhead Unit (OHU)



Proportion



Details



Download PDF ↓

3 Door Slimline With Locker + Drawer

Colour

Body



Semi-gloss Royal Ivory

Door



Semi-gloss Royal Ivory



Semi-gloss Pacific Blue



Semi-gloss Russet



Semi-gloss Baked Apple



Semi-gloss Dusty Rose



Semi-gloss Sun Dried Tomato



Semi-gloss Turkish Tile



Semi-gloss Black Plum



Tex Purple



Tex Carmine Red



Tex Sea Pine



Tex Milky Blue



Tex Iced Coffee




Tex Shellwine Red



Matt Portabella



Matt Stormy Weather



Matt Lilac Glaze

Mirror Types

SA Metal Mirror



Curvilinear Mirror



Star Mirror



Straight Mirror





Slimline Blend

With Overhead Unit (OHU)

Features

- A complete package of storage options for large Indian families.
- Comes with external drawers and an overhead unit (OHU) for additional storage needs.
- Various compartments and sections within the wardrobe help you organize your things better.

Mirror and Overhead Unit (OHU) are optional accessories.



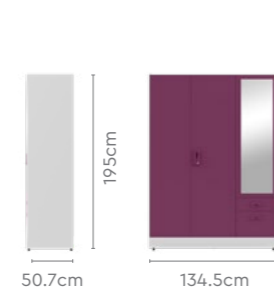
Design Registration No.: 216538

Colour



Measurements

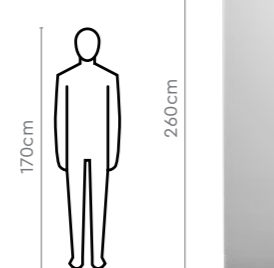
Without Overhead Unit (OHU)




With Overhead Unit (OHU)



Proportion



Details



Slimline Dual

Features

- Dual colour and function.
- External drawers have compartments to organize small accessories, and the integrated mirror portion converts the wardrobe into a dresser.
- Available in bright colour combinations.

Mirror and Overhead Unit (OHU) are optional accessories.




Colour



Measurements

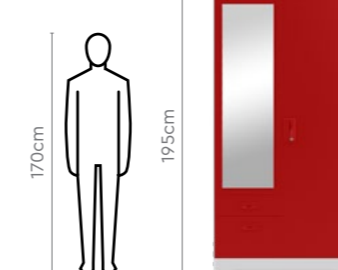
Without Overhead Unit (OHU)



With Overhead Unit (OHU)



Proportion



Details





Slimline Minor Locker

Features

- A mini locker wardrobe meant to store valuable items and accessories.
- Ideal for small offices and even homes where you can safely keep your important documents, files and jewellery.



Design Registration No.: 216538

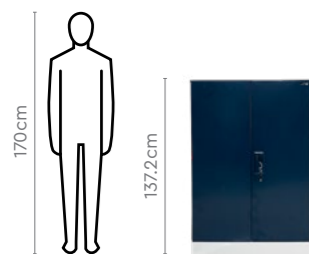
Colour




Measurements



Proportion



Details



Slimline Minor 2S

Features

- This variant of Slimline Minor locker keeps your large valuables, items, and boxes safe and secure.
- Has a compact design that fits into any corner of a room.



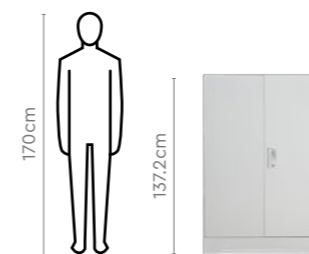
Colour



Measurements



Proportion



Details



Slimline XL – 2 Door

Download PDF

interio
by *Goorej*

Features

- Maximise storage space with the Slimline XL – 2 Door welded wardrobe, designed to optimise every inch.
- Aesthetically appealing and built to last with a locker, ample storage for hanging and stacking.
- Legs fitted with leveller to adjust uneven floors. The skirt facilitates ground cleaning.



Colour

Body

 Matt Alpine White

Door

 Matt Warm Grey

 Tex Tree Bark

 Tex Iced Coffee

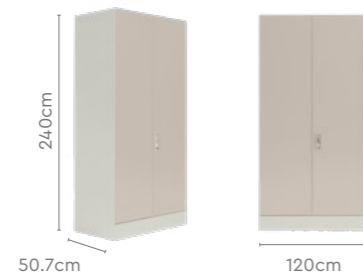
 Matt Lilac Glaze

 Semi-gloss Sun Dried Tomato

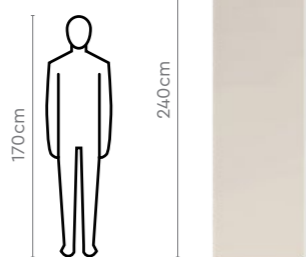
 Semi-gloss Turkish Tile

 Semi-gloss Black Plum

Measurements



Proportion



Details



Slimline XL – 3 Door

With Locker + Drawer

Download PDF

interio
by *Goorej*


Features

- The Slimline XL – 3 Door has separate zones for His and Hers, with storage space, stacking space, a locker, a secret locker, a vanity drawer, and 2 drawers.
- The sleek design and streamlined aesthetics cater to the space constraints of urban households.
- Complete knockdown construction.



Colour

Body

 Matt Alpine White

Door

 Matt Warm Grey

 Tex Tree Bark

 Tex Iced Coffee

 Matt Lilac Glaze

 Semi-gloss Sun Dried Tomato

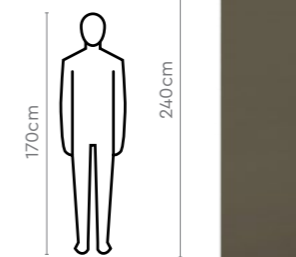
 Semi-gloss Turkish Tile

 Semi-gloss Black Plum

Measurements



Proportion



Details



Slimline XL – 3 Door

With Locker

Features

- With spacious shelves and different zones for hangers the Slimline XL – 3 Door has ample space for storing and categorising clothing and other items.
- Includes a locker for storing valuables safely.
- The sleek design and streamlined aesthetics cater to the space constraints of urban households.
- Complete knockdown construction.



Colour

Body



Matt Alpine White

Door



Matt Warm Grey



Tex Tree Bark



Tex Iced Coffee



Matt Lilac Glaze



Semi-gloss Sun Dried Tomato



Semi-gloss Turkish Tile

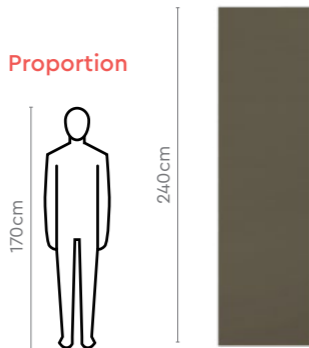


Semi-gloss Black Plum

Measurements



Proportion



Details



Slimline with Fantasia Door

Features

- Sleek storage solution and cleverly-designed internal structure allows for easy categorisation of garments and other paraphernalia.
- Flushed handles and clean lines add a touch of contemporary style to your place.




Colour



Measurements

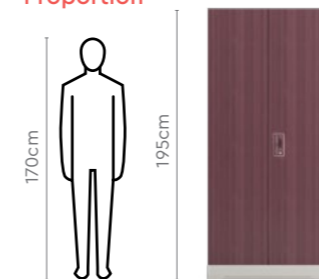
2 Door




3 Door



Proportion



Details



Download PDF ↓

Digital Printed Range – Slimline


Features

- The sleek Slimline wardrobe gets a refreshing update with vibrant prints to brighten your bedroom.
- Superior quality digital prints for bright colours and a clear and sharp finish.
- Multiple shelves for organized storage.
- Optional locker and drawer for security and easy access to everyday items.
- Sturdy CRCA steel construction, designed to last.
- Easy care with a simple wipe-down cleaning.



Colour

Body



Semi-gloss Royal Ivory

Door



Teal Blue



Midnight Blue



Russet

Aceline® Printed Range



Under the Sea on Teal Blue door




Midnight Blue on Midnight Blue door



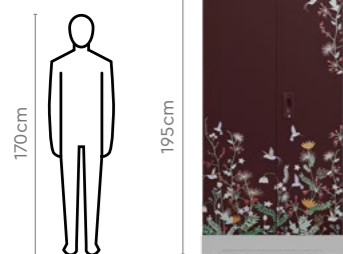
Hummingbird Hustle on Russet door



Measurements



Proportion



Details



Download PDF ↓


Slimline Colour Range

Colour Schemes



SLIMLINE 2D, 3D, 2D Locker and 3D Locker

Body




Semi-gloss Royal Ivory



Alpine White


Door



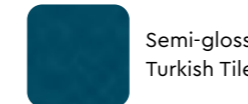
Semi-gloss Royal Ivory



Semi-gloss Russet



Semi-gloss Baked Apple




Semi-gloss Turkish Tile



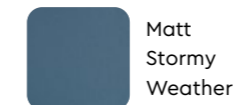
Tex Purple




Tex Carmine Red



Tex Sea Pine



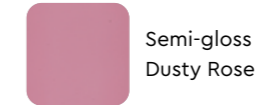
Matt Stormy Weather



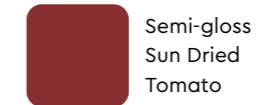
Matt Lilac Glaze




Semi-gloss Pacific Blue



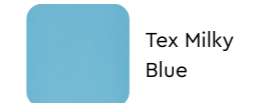
Semi-gloss Dusty Rose



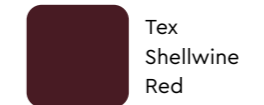
Semi-gloss Sun Dried Tomato



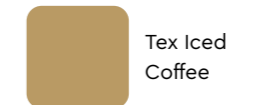
Semi-gloss Black Plum



Tex Milky Blue



Tex Shellwine Red



Tex Iced Coffee



Matt Portabella





Download PDF ↓

Accessories

Mirror Options

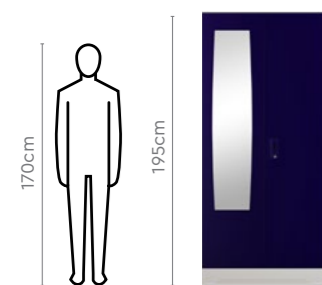
Slimline Mirror

SLIMLINE 2D / 2D LOCKER / SLIMLINE 3D



SA Metal Curvilinear Star Design Straight

Proportion



Slide N Store Mirror



Straight

Auraline® Mirror



Straight

Centurion Plus Mirror



Straight



Available in 600 locations in India.

North: Delhi, Chandigarh, NCR, Lucknow

South: Chennai, Bengaluru, Hyderabad, Kochi

West: Mumbai, Ahmedabad, Bhopal, Pune

East: Kolkata, Bhubaneswar, Guwahati, Patna

Godrej and Boyce Manufacturing Company Ltd.

(a part of Godrej Enterprises Group)

CIN: U28993MH1932PLC001828

Interio by Godrej

Pirojshanagar, Vikhroli, Mumbai 400079, India.

Toll Free Number: 080-6743-6743

Email: interiooffice@godrej.com

www.godrejenterprises.com

www.interio.com

B2CSECPDF6SECT25

interio.com

Follow us on [/interiobygodrej](#)



Marksmen Daily
Most Trusted Brands
of India
2024-2025



ET Now
Iconic Brands of India
2024



India's Retail
Champions Awards
Champion
2024



Indian Sleep
Products Federation
Member of
Indian Sleep
Products Federation



The GREENGUARD Certification Program gives assurance that products designed for use in indoor spaces meet strict chemical emission limits, which create healthier interiors. The certification qualifies for LEED credits and IGBC credits.

In keeping with the Godrej policy of continuous development and improvement, the design, dimension and specification may be updated without prior notice or obligations. Form, Colour and Finish of product in this document are representative of design intent and may vary from actual. Colour options depicted in this catalogue are as close to what modern printing processes allow. All dimensions are in 'cm' and are subject to commercial tolerance. Our products are meant for indoor use only.

Modular furniture . Desking . Seating . Storage . Interiors . Lab . Healthcare . Home