



Add charm and purpose to every corner

Occasional Furniture

interio
by *Godrej*

Occasional Furniture

Page 2
Bar Cabinet

Page 4
Shoe Cabinet

Page 12
Study Room

Page 20
Home Seating

Page 24
Computer
Workstation

Page 36
Study and
Lounge

CARE BOOKLET

Scan to know how to care
for your furniture.



Waltz Bar Cabinet

Download PDF ↓

Features

- A distinctive design with functional storage for your bedroom or living space.
- Can store wine bottles, inverted glasses, beer bottles, and other products.
- Sheesham wood construction, supported by powder-coated metal legs.
- Comes as a part of of the Waltz series furniture set, but can be used separately.



Colour & Material

Sheesham Wood



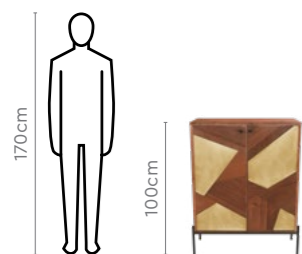
Antique Walnut

Measurements




DURA WOOD Range of solid wood products

Proportion



Details



Tyrion Bar Cabinet

Download PDF ↓


Features

- A compact and stylish cabinet for those with a taste for good times and and classy furniture.
- Compartments with vertical and horizontal storage keep your bottles safe.
- Dura-wood (Sheesham) construction with Stone Grey finish gives the cabinet a unique look.



Colour & Material

Sheesham Wood



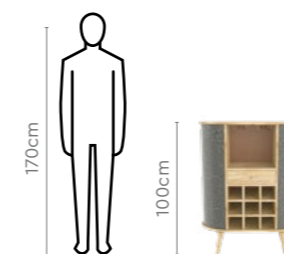
Stone Grey

Measurements




DURA WOOD Range of solid wood products

Proportion



Details



Download PDF ↓

S29 2.0 Shoe Cabinet

Features

- An important product for every home, this shoe cabinet can store up to 29 pairs of regular-sized footwear.
- The main unit consists of five fixed shelves, and the seating unit consists of two.
- Fixed shelves are tilted at an angle and placed at an adequate distance from each other.
- Comfortable seating cushion on the top allows you to use the cabinet while wearing or removing your shoes.
- Apt for compact homes.



Colour & Material

Engineered Wood



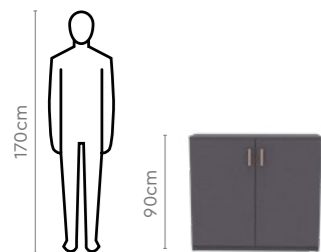
Fab Grey

Measurements


Shoe Cabinet & Cushion



Proportion



Details



Download PDF ↓

Meraki Shoe Cabinet


Features

- This shoe cabinet is big on functionality, and comes with a clean design and minimal details. It also provides ample space for footwear.
- Part of the Meraki furniture family, it can be used in living spaces to complement other Meraki pieces.
- Its compact design makes it easy to be placed anywhere in the room, and the wood finish helps it blend with all types of interior styles.



Colour & Material

Engineered Wood

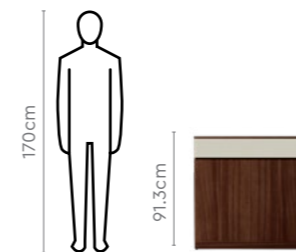


Brown & Beige


Measurements



Proportion



Details



Download PDF ↓

Step-in Tier Shoe Cabinet

Features



- A compact and durable solution for modern homes with little space for a free-standing shoe rack.
- Made of CRCA steel, it can be wall-mounted using the teardrop holes present in the back. This shoe cabinet is apt for corridors inside a home or places outside like balconies.
- Doesn't occupy floor space and has vents at the bottom for ventilation to remove odour from footwear.



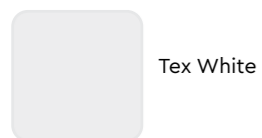
Colour & Material

Metal

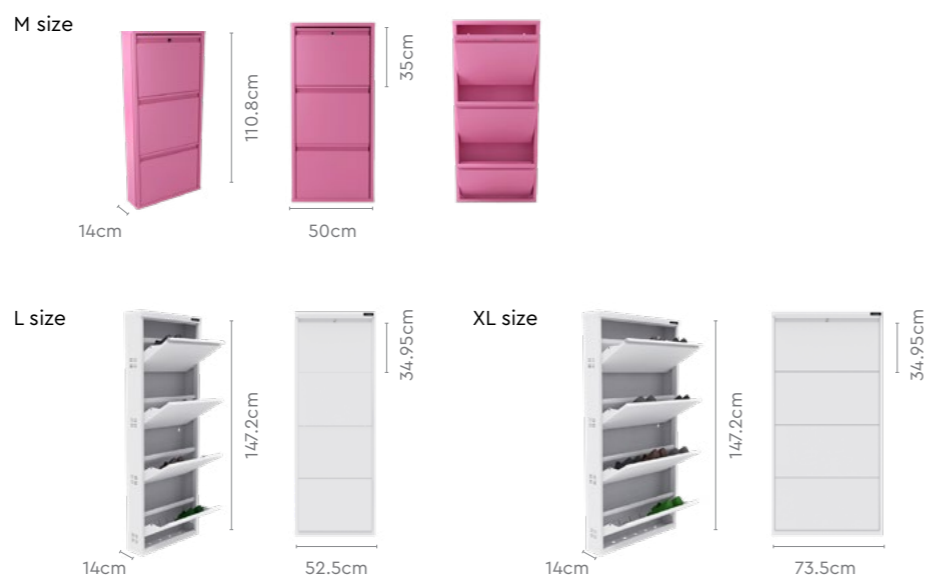
Available in M size




Available in L & XL size



Measurements



Details




Download PDF ↓

Shoe Cabinet 203M


Features

- Compact shoe cabinet with a soft cushion top to sit on while wearing or removing shoes.
- Built with a special Melamine Faced Chipboard that adds to the product's durability.
- Comes in different size options as a product family and can be combined with smaller cabinets.



Colour & Material

Engineered Wood



Measurements



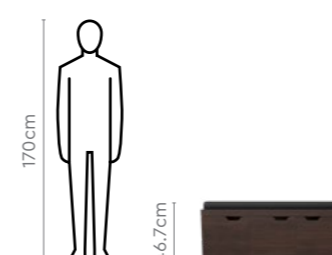
Pair with

Shoe Cabinet 202M Advance


→ Pg8



Proportion



Details



Download PDF ↓

Shoe Cabinet 202M Advance


Features

- A smaller variant of 203M Ind cabinet series, that's perfect for compact rooms and foyer areas.
- This warm wood-finished product can also be used as a small seating unit in living space, as it comes with a soft cushion on top.
- Built with a special Melamine Faced Chipboard that adds to the product's durability.



Colour & Material

Engineered Wood



Wenge

Measurements

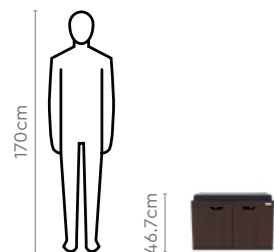


Pair with
Shoe Cabinet
203M Ind


→ Pg7



Proportion



Details



Download PDF ↓

Brogan Shoe Cabinet


Features

- Tall, slim shoe rack saves on floor space and works well in foyer and bedroom settings.
- Compact rack uniquely designed to store 30 pairs of shoes.
- Adjustable shelves accommodate shoes of all shapes and sizes.
- Comes with multi-utility drawers and locked cabinets.
- Made-in-Germany hardware enhances durability.



Colour & Material

Engineered Wood



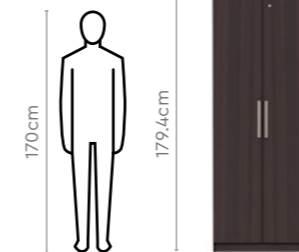
Colarain

Measurements


Brogan Tall



Proportion



Details



Footy Shoe Cabinet

Download PDF ↓




Features

- Designed with horizontal grain wood finish to blend aesthetically with modern or traditional interiors.
- Top surface shelf can be used as a docking point or display space.
- Adjustable shelves accommodate 15 to 20 pairs of adult shoes.
- Ventilation holes allow moisture to escape and reduce odour.



Colour & Material

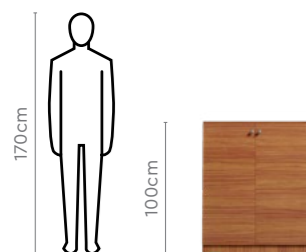
Engineered Wood




Measurements



Proportion



Details



Sienna Shoe Cabinet

Download PDF ↓




Features

- A tall, attractive shoe rack that fits into corners or ends of hallways.
- The storage cabinet at the top tucks away parcels, umbrellas, and shopping bags.
- The open display space in the middle is handy for storing keys and other knick-knacks.
- Easy to maintain. All it requires is regular wiping with a soft, thick cloth.



Colour & Material

Wood



Measurements



Proportion



Details



Download PDF ↓

Adria Workdesk & Study Table


Features

- With an ultra-sleek design, this table can be placed in any corner of the house, be it in your study, bedroom, or home office.
- Its large tabletop can easily accommodate laptops and accessories, making it an ideal workstation.
- Comes with a compact storage drawer that allows you to keep your stationery organised.



Colour & Material

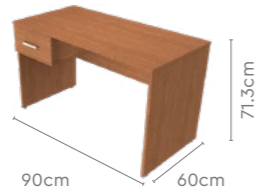
Engineered Wood



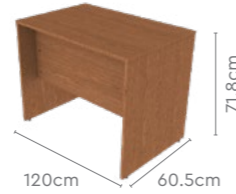
Imperial Oak

Measurements

Workdesk




Study Table



Pair with

Adria Bed Set

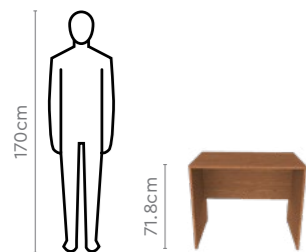


Tufty[®] Chair

→ Pg 23



Proportion



Details



Download PDF ↓

Uno Study Table

Features

- A clean and contemporary study table, with an open shelf and drawer, that caters to the different members of a family and their individual needs.
- The tabletop can be used for work or reading, and as a flat surface to keep your accessories, potted plants, and other such items.
- Comes with ample open space underneath, which provides comfortable leg room and seating for long working hours.



Colour & Material

Engineered Wood



Granite Black

Measurements



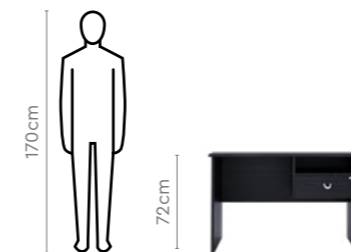
Pair with

Virtue Work Chair

→ Pg 22



Proportion



Details





Chocolate V2 Study Table

Features

- Part of the Chocolate V2 product family, this table is ideal for bedrooms and study or home office.
- With two drawers, the table provides ample storage space for stationery, documents, and other related items.
- Pair it with the bedroom set and wardrobe from the Chocolate V2 product family, and give your bedroom a consistent look and feel.



Colour & Material

Engineered Wood




Cola Rain

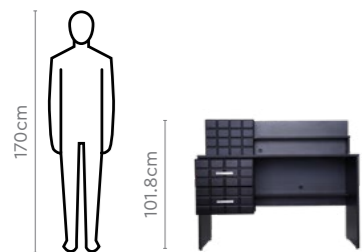
Measurements



Pair with
Chocolate
Bed Set



Proportion



Details



Squadro V2 Study Table

Features

- Study table with ample tabletop space to accommodate laptop and books, and two drawers for additional storage.
- Comes under the Squadro V2 product family, and can be placed in a bedroom or study with matching furniture products.
- Light, durable, and comfortable for long working hours.



Colour & Material

Engineered Wood



Cinnamon

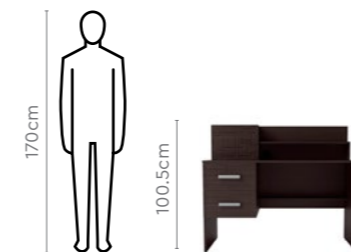
Measurements



Pair with
Squadro
Bed Set



Proportion



Details



Floyd Study Table

Download PDF 



Features

- Made for small and compact spaces, this table is ideal for a bedroom or a study room.
- Comes with a classic wooden finish that blends with all types of interior styles and décor.
- A handleless door makes the product easy to use for kids and elders alike.
- Can be combined with the Floyd bed for a complete and complementary space.



Design Registration No.: 256403

Colour & Material

Engineered Wood



Valigny Oak

Measurements



Pair with

Poise Work Chair

→ Pg 21

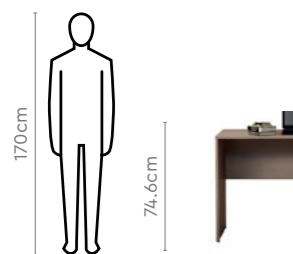


Virtue Work Chair

→ Pg 22



Proportion



Details



EQ Study Table

Download PDF 



Features

- A stylish addition to your study room, home office, or bedroom.
- With angular legs and a strong tabletop, this study table is ideal for corner spaces as it doesn't take up much space.
- Can be used for reading, working on a laptop, or even just as a space to keep your accessories or books. Comes with an attached storage drawer to organize your stationery.



Colour & Material

Engineered Wood + Metal



Cinnamon & Taupe White

Measurements



Pair with

Poise Work Chair

→ Pg 21

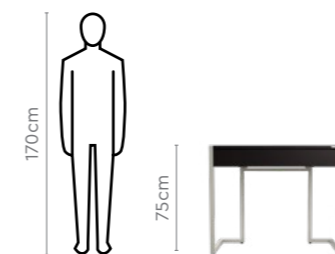


Virtue Work Chair

→ Pg 22



Proportion



Details



Download PDF ↓

Float Study Table

Features

- Modern, functional design created with bent plywood aesthetically used to create a workspace ecosystem that is calm and clutter-free.
- Ample desktop space with side hooks for hanging laptop bag.
- Lids convert to laptop/tablet stands, trays, and coasters.
- Floating storage holds books, stationery, or decorative items.



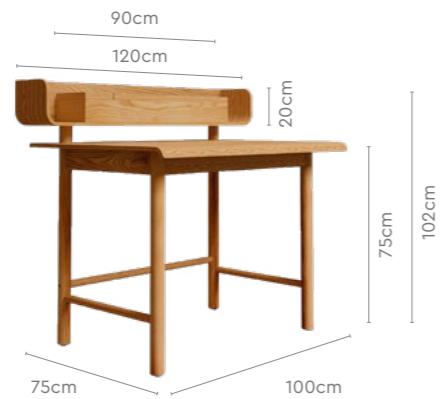
Colour & Material

Wood

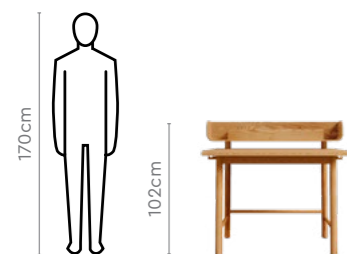


Ash

Measurements



Proportion



Details



Download PDF ↓

Excella Study Table

Features

- The Excella Study table promotes a healthy and productive work environment.
- Easily adjust height to preferred working position, reducing strain on back, neck, and shoulders.
- Built-in wire management keeps cables organised and hidden.
- Can be used as a workspace, study space, or sleek hobby station.
- Sturdy, durable construction.




Colour & Material

Engineered Wood + Metal



Maple

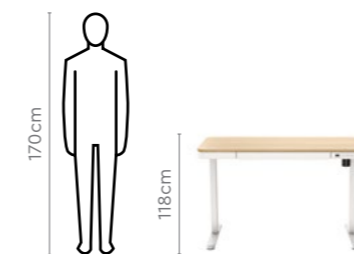


White

Measurements



Proportion



Details



Aircon

Download PDF 

Features

- With thick cushioning in the seat, this chair gives sofa-like comfort in an ergonomic chair design. Designed specially for WFH environments.
- The back is designed in a dual finish that not only enhances its aesthetics, but also keeps it breezy.
- Engulfed support at the back keeps you rested during long working hours.



Colour



Measurements



Material

Synthetic Leather

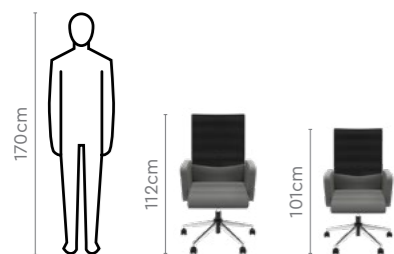
Pair with

Chocolate V2 Study Table


→ Pg14



Proportion



Details



Poise Work Chair

Download PDF 

Features

- An adjustable work chair with a tilt mechanism for maximum comfort while being seated.
- The deep seat provides generous space to sit and work for long hours, while the premium net back gives a snug feel and helps maintain correct posture.
- Height adjustment feature provides more flexibility, and a strong metal base with wheels makes for easy movement.



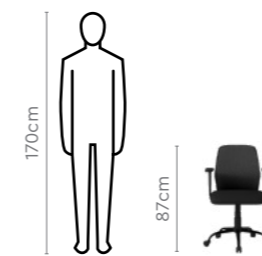
Colour



Material

Fabric

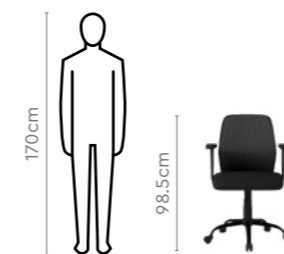
Proportion




Measurements



Proportion



Details



Download PDF ↓

Virtue Work Chair

Features

- Designed for long hours of seating with lumbar support ideal for WFH scenario.
- Comfortable, cushioned seat with a strong metal base with wheels provides comfort and flexibility.
- Can be matched with any Interio's study table or workstation, because of its basic neutral look.



Colour

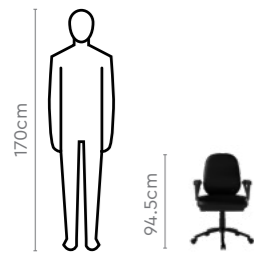


Black

Material

Synthetic Leather + Fabric

Proportion

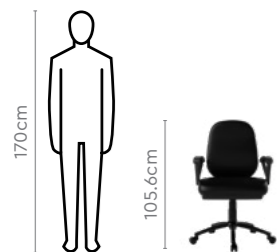


Measurements

Leatherette and Fabric Chair



Proportion



Details



Download PDF ↓

Tufty[®] Chair

Features

- Plush with cushioning on the seat and back, this chair provides the executive office experience at home.
- Contoured back offers extra lumbar support for long working hours.
- Chrome base with wheels enhances the sleek look while maintaining the comfort of working.



Colour



Saddle Brown



Ash Grey

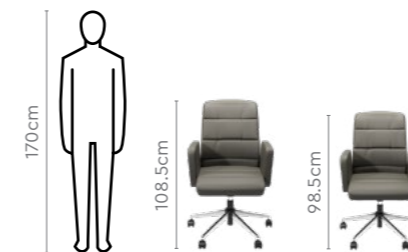
Material

Synthetic Leather


Measurements



Proportion



Details



Download PDF ↓

Caliber 201

Features

- A small compact workstation that can be fitted in any corner of your home.
- Ideal for students and elders alike, as the tabletop provides ample space to accommodate a laptop or books and stationery.
- Comes with a footrest for comfortable long hours of seating, and wheels for easy mobility.



Colour



Red Maple

Material

Engineered Wood

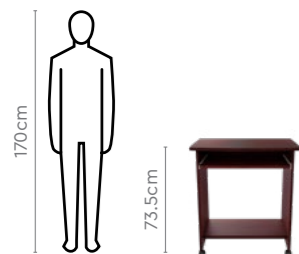
Measurements




Pair with
Poise
Work
Chair
→ Pg21



Proportion



Details



Download PDF ↓

Caliber 202

Features

- Classic, compact structural design that can be placed in any room or corner, as it takes up less space.
- Additional storage in the bottom for organising files, documents, and stationery.



Colour



Black

Material

Engineered Wood

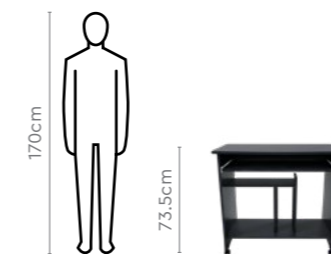
Measurements



Pair with
Poise
Work
Chair
→ Pg21



Proportion



Details



Download PDF ↓

Caliber 203

Features

- Contemporary-looking member from the Caliber product family, with a wooden tabletop and metal understructure.
- Undershelves provide space for storing books and documents, and the tabletop can hold a laptop or a monitor.
- Footrest makes long working or studying hours comfortable.



Colour



Measurements



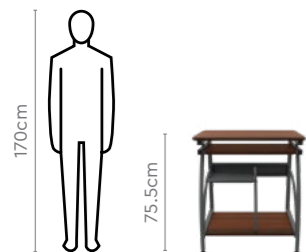
Material

Engineered Wood + Metal

Pair with
Poise
Work
Chair
→ Pg 21



Proportion



Details



Download PDF ↓


Companion C2 Advance

Features

- A simple and minimal design that belongs to the Companion product family.
- The table comes with wheels, which makes it easy to move from one room to another.
- The large tabletop comes with a cable grommet for cable management.
- Storage drawer and an undershelf helps organize your documents and stationery better.



Colour



Measurements



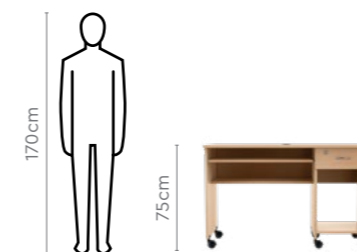
Material

Engineered Wood


Pair with
Poise
Work
Chair
→ Pg 21



Proportion



Details



Download PDF ↓

Companion C9 Advance

Features

- A more open variant of the Companion product family.
- The table comes with a keyboard or writing shelf on slides, making it ideal for reading and writing.
- Undershelves provide space for documents, files, and even décor items.



Colour



Beech

Material

Engineered Wood

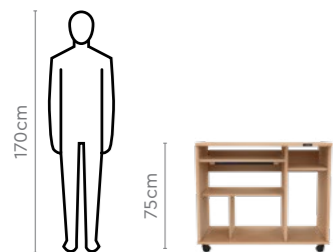
Measurements



Pair with
Poise
Work
Chair
→ Pg 21



Proportion



Details



Download PDF ↓

Companion C10 Advance

Features

- This sleek table is part of the Companion product line, a collection of compact, sophisticated and practical workstations.
- A space-saving computer table with a built-in keyboard tray and a compact pull-out tray for the mouse.
- Easily accommodates CPU and offers two additional open shelves for stationery.
- The table is equipped with lockable castors, allowing for easy mobility.
- Ideal for small, compact, or limited spaces.



Colour



Wenge

Material

Engineered Wood

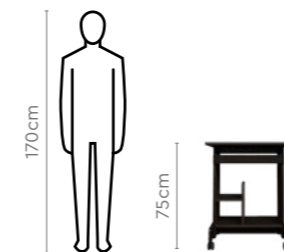
Measurements



Pair with
Virtue
Work
Chair
→ Pg 22



Proportion



Details



Download PDF ↓


Companion C11 Advance

Features

- This computer table provides ample workspace, generous storage, and a convenient built-in keyboard tray.
- The tabletop is designed to accommodate a laptop or monitor, with space for books and papers. The CPU easily fits on the bottom shelf.
- The desk has two drawers and two open shelves that make cable management neat and easy.
- Lockable castors enhance portability from one room to another.
- Perfect in any office or home setting.



Colour



Walnut

Measurements



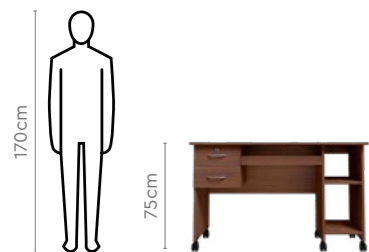
Material

Engineered Wood


Pair with
Virtue
Work
Chair
→ Pg 22



Proportion



Details



Download PDF ↓

Companion C13

Features

- Compact work table with a full side cabinet for maximum storage and tidiness.
- Available in a Wenge finish, this product can blend with any type of interior style.
- Small shelf on the tabletop can be used to organize books or place décor items.
- Undershelf and a reading shelf on slides makes for comfortable long hours of uninterrupted work.



Colour



Wenge

Measurements



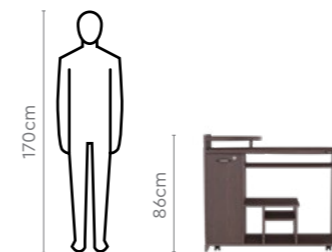
Material

Engineered Wood

Pair with
Poise
Work
Chair
→ Pg 21



Proportion



Details



Download PDF ↓

Buddy

Features

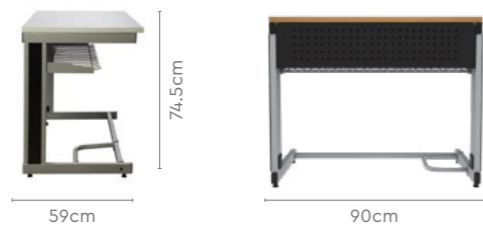
- A lightweight and compact solution for youngsters and elders alike.
- Open leg space and a metal understructure makes the table sturdy and comfortable.
- Can fit into any corner of your home or office.



Colour



Measurements



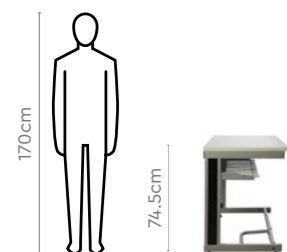
Pair with
Poise
Work
Chair
→ Pg 21



Material

Engineered Wood + Metal

Proportion



Details



Download PDF ↓


Target 104

Features

- Dual storage sections with drawers and cabinets provide ample space to organise work-related documents and accessories.
- The large tabletop can accommodate laptops and monitors for an easy and ergonomic workflow.
- Central space is open for comfortable seating.



Colour



Measurements



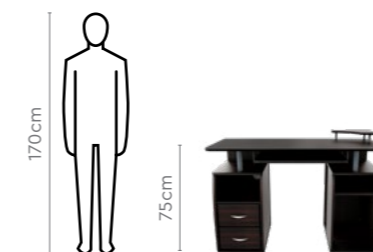
Pair with
Poise
Work
Chair
→ Pg 21




Material

Engineered Wood

Proportion



Details



Akira

Download PDF ↓




Features

- One of the perfect WFH pieces for urban apartments, Akira is designed to cater to the current work needs.
- Unfolds to become a full-fledged work desk and is suited for bedrooms, study, or even living rooms.
- Inside the desk are utility features of white board and magnetic board to help you take quick notes.
- Provision for wire management system in the upper-level shelf.
- Overall, the display space can be used for showcasing memories or even indoor plants.



Design Registration No.: 332830-001

Colour



Measurements



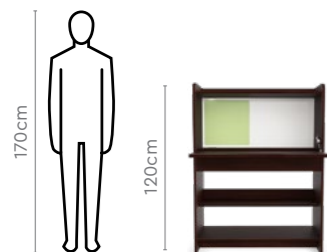
Material

Engineered Wood


Pair with
Poise
Work
Chair
→ Pg 21



Proportion



Details



Bay

Download PDF ↓



Features

- Ideal for those who prefer to work/study in the bedroom, and want to have the option of sitting on the bed and working too.
- Designed to offer flexibility, the swivelling laptop support arm allows you to dock your laptop on the support arm when the table is positioned next to a bed.
- Overhead storage with sliding shutter allows you to stow away objects and also display your collection of books, uniquely.



Colour



Measurements



Material

Engineered Wood


Pair with
Poise
Work
Chair
→ Pg 21



Proportion



Details



Download PDF



Hood

Features

- A sleek, aesthetically pleasing and sturdy desk with an asymmetric top design. It has a unique curved shelf on the tabletop that lends to its name — Hood.
- The top curved shelf acts as space to keep stationery, laptop, and accessories.
- It gets its unique look as it's made from bent plywood, and its solid rubber wood legs provide stability to the structure.
- Comes with an additional drawer storage under the tabletop for keeping documents and small items.



Colour



Natural Ash

Material

Engineered Wood

Measurements



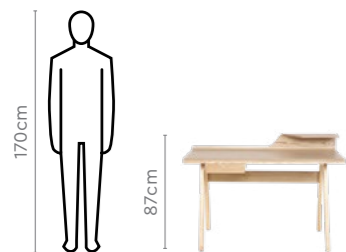
Pair with

Virtue
Work
Chair


→Pg22



Proportion



Details





Available in 600 locations in India.

North: Delhi, Chandigarh, NCR, Lucknow

South: Chennai, Bengaluru, Hyderabad, Kochi

West: Mumbai, Ahmedabad, Bhopal, Pune

East: Kolkata, Bhubaneswar, Guwahati, Patna

Godrej and Boyce Manufacturing Company Ltd.

(a part of Godrej Enterprises Group)

CIN: U28993MH1932PLC001828

Interio by Godrej

Pirojshanagar, Vikhroli, Mumbai 400079, India.

Toll Free Number: 080-6743-6743

Email: interiooffice@godrej.com

www.godrejenterprises.com

www.interio.com

B2CSECPDF6SECT25

interio.com

Follow us on [/interiobygodrej](#)



Marksman Daily
Most Trusted Brands
of India
2024-2025



ET Now
Iconic Brands of India
2024



India's Retail
Champions Awards
Champion
2024



Indian Sleep
Products Federation
Member of
Indian Sleep
Products Federation



The GREENGUARD Certification Program gives assurance that products designed for use in indoor spaces meet strict chemical emission limits, which create healthier interiors. The certification qualifies for LEED credits and IGBC credits.

In keeping with the Godrej policy of continuous development and improvement, the design, dimension and specification may be updated without prior notice or obligations. Form, Colour and Finish of product in this document are representative of design intent and may vary from actual. Colour options depicted in this catalogue are as close to what modern printing processes allow. All dimensions are in 'cm' and are subject to commercial tolerance. Our products are meant for indoor use only.

Modular furniture . Desking . Seating . Storage . Interiors . Lab . Healthcare . Home